

M-Class *Mark II* Industrial Printer Series

Product Guide for Resellers ■ ■ ■



datamax·o'neil
right by our customers.

Introduction	1-4
Industries and Applications	5-6
Printer Tour	7-10
Feature Benefits	11-12
Hardware and Software Options	13
RFID Solutions	14
Standard and Optional Features	15
Competitive Overview	16-20
Certified Supplies	21-24
Software	25-26
Agency Approvals	27
Warranty and Repair	28
Ordering a Printer	29
Ordering an Extended Warranty	30
Notes	31

Brand and product names are trademarks, service marks, registered trademarks, or registered service marks of their respective companies.

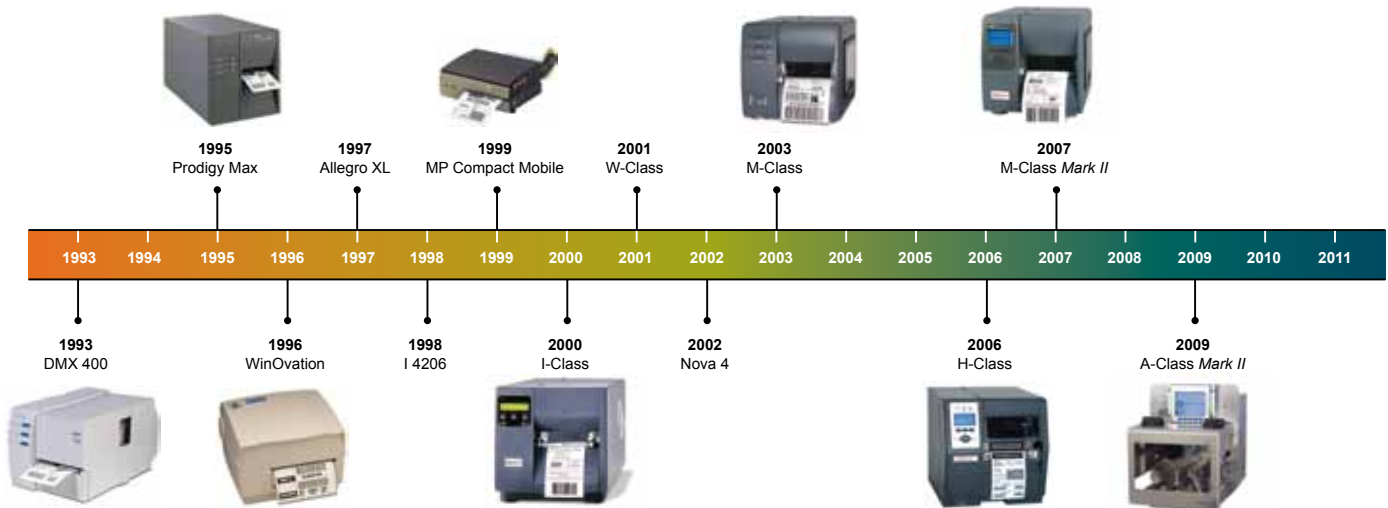
About Datamax-O'Neil

Datamax-O'Neil is the global provider who works passionately with customers to listen, understand and then deliver a value-driven printing solution that minimizes risk and maximizes efficiency, safety, and quality.



Datamax-O'Neil is the barcode and mobile printing business group of Dover Corporation's Product Identification Group (PIDG), a global platform entity with products and services covering all the leading marking technologies and applications. The company's products address a wide variety of applications, including those in the industrial, healthcare, retail, automotive and ticketing market sectors. Datamax-O'Neil is headquartered in Orlando, Florida, and maintains key facilities in California, Illinois, and France, as well as sales and technical support offices around the world.

Industrial Printer History



Datamax-O'Neil pioneered the development of barcode label printers, and today is one of the world's leading providers with the industry's most extensive portfolio of portable and stationary printers and supplies. Since introducing its first stationary industrial printer, the DMX400 in 1993, Datamax-O'Neil has evolved the printer series to be the most feature rich and technologically advanced of any printer in its class to meet the demands of the most diverse applications.

Industrial Printer Series

For the Industrial Printer Series, we offer products in three categories; Entry level (M-Class *Mark II*), Mid-range (I-Class), and High Performance (H-Class) Industrial Printers. Customers can select the correct model based on the application needs such as duty cycle, space constraints, available options, and price. This product guide though specific to the entry level industrial printer series; M-Class *Mark II*, provides a comparison to our Mid-range and High performance industrial printers with helpful information on selecting the right printer for a particular application.



M-Class *Mark II*

The M-Class *Mark II* is a compact, industrial-strength printer that offers outstanding value with a broad range of features. The smaller footprint is ideal when users need the power of industrial printers but must consider space limitations. The M-Class *Mark II* has proven to be the perfect solution for warehouse, healthcare, logistics and retail applications. The modular design of the M-Class *Mark II* makes maintenance and part replacement easy, and the flexible design allows for a variety of options that can be upgraded in the field. M-Class *Mark II* printers are offered in 203 and 300 DPI to cover a wide range of applications. We offer three models of M-Class *Mark II* printers; M-4206, M-4210, and M-4308.

I-Class

Award winning I-Class is a comprehensive, cost-effective Mid-size industrial printer, offering reliability and flexibility. With its revolutionary modular design, most I-Class options are field installable. I-Class printers are ideal for shipping & receiving, product identification, pharmacy labeling, and asset tracking.




H-Class

The H-Class is a rugged and versatile printer that offers one of the most feature rich solutions for dynamic enterprise applications and is twice as fast as other printers in its class. The H-Class is ideal for high volume label printing in manufacturing, warehouse, transportation, and high resolution labeling.

M-Class *Mark II* Product Introduction

The M-Class *Mark II* is the printer to choose when you need the power of an industrial printer but must consider space limitations. The M-Class *Mark II* is small enough to fit in tight places, sturdy enough to perform in rugged environments and fast enough to keep productivity high. And, like all Datamax-O'Neil industrial printers, its easy to integrate with the widest selection of communication ports, popular language emulations and free software. All these features plus a competitive price tag, make M-Class *Mark II* the perfect solution for warehouse, healthcare, logistics and retail applications.



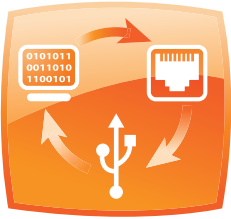
Industrial Strength in a Compact Size

- **20% Smaller** – The M-Class *Mark II* is our smallest industrial printer. By volume, the M-Class *Mark II* is 20% smaller than Zebra, 37% smaller than the I-Class and 53% smaller than the H-Class. Its small size makes it especially well suited for those environments where space is limited such as hospitals, retail and some logistic applications.
- **Built to Last** – Unlike many printers in its class, the M-Class *Mark II* has a die-cast aluminum frame and metal cabinet that won't wear out or breakdown for years to come. It is available in three models to best fit any application.
- **Gear Driven** – Forget about replacing broken belts – the M-Class *Mark II* is gear driven for rigorous duty cycles and uninterrupted productivity.



High Speed Performance & Productivity

- **32% Faster Print Speed** – Despite its small size, the M-Class *Mark II* easily keeps up with high speed label demand applications, boasting 32% faster performance than the nearest competitor in its class.
- **Reduce Downtime** – The M-Class *Mark II* reduces downtime by providing convenient, wide access to the printhead for quick loading of media, ribbon and routine maintenance.
- **Increase Productivity** – The M-Class *Mark II* uses an IntelliSEAQ™ printhead which prolongs the life of the printhead and reduces the downtime associated with routine printhead replacement. With IntelliSEAQ the diagnostics are stored in the printhead, so you can quickly assess the operation of the printhead and proactively service the printer without compromising the productivity of the enterprise.



Easy to Integrate

- **Multiple Communication Ports** – Integrating the M-Class *Mark II* couldn't be easier. We offer the industry's largest selection of communication ports including: serial, parallel, USB, LAN, and W-LAN.
- **Manage an Entire Network** – DMX NetManager provides a graphical user interface that allows you to manage an entire network of connected Datamax-O'Neil printers.
- **Language Emulation** – We've included language emulation programs that let you seamlessly replace existing printers with the M-Class *Mark II*. Compatible language programs are included for Zebra, Intermec, Eltron and Boca printers.
- **Language Menu** – A multi-language menu is available in English, Spanish, German, Italian, and French.
- **Field Installable Upgrades** – No need to send the printer in for service, options such as cutters, peel & present sensors, thermal transfer capability, and W-LAN can be easily added in the field.

Product Fit Overview

The M-Class *Mark II* series fits in a wide range of applications in a variety of industries. The tables below shows which class of Industrial Printers best match the industry shown:

Applications	M-Class <i>Mark II</i>	I-Class	H-Class
Industrial Manufacturing	●	●	●
Transportation/Logistics	●	●	●
Food & Beverage	⊙	●	⊙
Pharmaceuticals	⊙	●	●
Healthcare	●	⊙	⊙
Retail	⊙	⊙	⊙
Parcel/Post	⊙	⊙	⊙
⊙ Low Match ⊙ Good Match ● Excellent Match			

The M-Class *Mark II* is a perfect solution for manufacturing, healthcare, logistics or pharmaceutical applications. The modular design of the M-Class *Mark II* makes maintenance and part replacement easy, and the flexible design allows a variety of options to be upgraded in the field.

Industrial Manufacturing



Manufacturers use M-Class *Mark II* printers for applications throughout their product lines with typical applications requiring as much as 4000 labels per shift. M-Class *Mark II* is used for many applications including asset tracking, work-in-progress labels, agency labels, and instruction labels.

Manufacturing

- Asset Tracking
- Agency Labels
- Finished Goods Marking
- Case Labels

Transportation and Logistics

The transportation and logistics industries use barcode labels in their distribution and warehousing facilities primarily for labeling shipments. Because every shipment is different, the label printer must be able to handle the high demand with continually changing data. The M-Class *Mark II* is the ideal printer for the requirements in applications such as cross docking, shipping labels, pallet tracking, and in sorting centers.



Distribution and Logistics

- Cross Docking
- Shipping Labels
- Sorting Centers
- Pallet Tracking

Healthcare



The healthcare industry is under public scrutiny to prevent avoidable errors that can have dire consequences. Hospitals recognize the usefulness of barcodes in reducing these errors and use barcode printers throughout their facilities to print a variety of labels and wristbands. The M-Class *Mark II* printer is used to generate the high quality barcode labels that play such a critical role in the reduction of medical errors. M-Class *Mark II* is Meditech and Cerner Certified for use in hospitals. Most widely used applications in hospitals include specimen tracking and records labeling.

Healthcare

- Specimen Tracking
- Product Identification
- Records Labeling
- Shipping Labels

Pharmaceuticals

Pharmacies use M-Class *Mark II* printers to print prescription labels. The labels containing critical information for the patient are adhered to the outside of the pill bottle or box of medication. Printing this information rather than hand writing avoids errors and misinterpretation which can lead to serious consequences. Most widely used applications include compliance labels, track & trace, and pick lists.



Pharmaceuticals

- Compliance Labels
- Track and Trace
- Product Identification
- Pick Lists

Standard External Features

2 128 x 64 Graphics LCD

- Easy to read display
- On-screen messages

1 Industrial Metal Cabinet

- Rugged corrosion-resistant steel enclosure
- Easy to clean surface
- Anti-corrosive for harsh environments



4 Large Side Window

- Continuously monitor media and ribbon supply
- View internal rewind capacity
- Minimize down-time with anticipated media replacement

3 Operator Control Panel

- Sealed for protection from harsh environments
- Simplified user and advanced menu selection
- Navigational and multi-function soft keys

Internal Features



Connectivity Features



Connectivity Options



1 Communication Cards

The M-Class *Mark II* printers are available with several Communication Card options. These cards can be equipped in the following configurations:

- Wired and Wireless Ethernet
- Wired Ethernet

802.11b Wireless Ethernet

A high-performance 802.11b, WiFi-compatible network interface card enables the printer to communicate in a wireless network environment. Some of the features are listed below:

- 802.11b wireless LAN (Wi-Fi) standards-based technology
- Integrated module includes radio and dedicated processor
- Built-in TCP/IP and UDP features provide flexible LAN connectivity options
- Built-in web server enables drop-in LAN and Internet connectivity
- Built in WEP, WPA/PSK, and LEAP security protocols
- Connects to Cisco® access points
- Fully integrated with printer's menu system
- On-screen graphical diagnostics display signal strength and status

10/100Mbps Wired Ethernet

- 10/100 BaseT Ethernet connection
- DHCP Support
- Internal web pages for printer control
- SNMP network support

Features and Benefits:

Form factor with a small footprint for an industrial printer to fit in tight spaces where work space is a premium

Rugged construction features a precision die-cast aluminum frame

Real time clock for accurate date-time labeling. The real time clock allows the printer to independently provide the time and print stamp the date and time. This is useful in applications requiring date and time stamps like commercial service labels or food process labels.

Multi-language menu available in English, Spanish, German, Italian, and French

Backlit Display 7-button, 128x64 LCD graphical backlit display is easy to read, enabling user-friendly label set-up and configuration. The display with navigational menus allows the operator to easily setup or interface with the printer. Having a better interface empowers the operator and expands the printer's solution capabilities.

Field installable options such as cutters, peel & present sensors, and thermal transfer option can be added easily to upgrade a base printer

Versatile media compatibility supports coated side in or coated side out ribbons without reconfiguring the printer or purchasing additional options resulting in easier ribbon inventory management

IntelliSEAQ™ printhead: proactive diagnostic tools allow easy access to printhead performance and history

IntelliSEAQ™ Printhead

Datamax-O'Neil introduced the industry's first thermal printhead that combines advanced thermal control with full performance history to provide the most sophisticated diagnostics available today. Called IntelliSEAQ™, this proprietary technology assures you that when you invest in a Datamax-O'Neil printer equipped with IntelliSEAQ™, you will receive:

- Advanced Sequential Energy Adjustment for Quality (SEAQ) technology
- An extremely durable printhead giving you longer printhead wear
- Less frequent replacement of printheads resulting in increased up-time
- Printhead dot heat control

Maintaining the highest standards in printhead control, the life and performance of the printhead is dramatically increased. The advanced diagnostics stored in the printhead gives a reseller the tools to quickly assess the operation of the printhead and proactively service the customer's needs. This ensures that the demands of mission critical applications are met and maintained at any level of usage, and allows the printer to continue to perform on demand and not compromise productivity of the enterprise.

M-Class *Mark II* printer information is available in both a short form and a long form:

The short form is available for viewing from the Datamax-O'Neil Printer Configuration Utility. This icon appears only on printers configured with the IntelliSEAQ™ printhead. (Fig. A)

The long form may also be viewed from the Datamax-O'Neil Printer Configuration Utility. The long form is designed for the reseller to obtain additional information about the printhead and environment without being on-site, and is a touch point for resellers to support end customers.

The M-Class *Mark II* utilizes widely used DPL and supports MCL designer and 123 Print. With the PL-Z and PL-I printer language emulations, users can easily integrate the printer to existing solutions

Printhead Serial Number	56-012
Printer Serial Number	25410010
Printhead Inches	5993
Initial Installation Date (DD/MM/YYYY)	18/01/2006
Current Firmware	10-03
Current Installation Date (DD/MM/YYYY)	18/04/2006
Head Cleaning	
Clean Schedule (Thousand Inches)	100
Clean Procedures	3
Clean Counter Resets	4
Number of Inches	5952

(Fig. A) Short Form

Manufacturer's Characteristics		Installation Date	
Revision Number	001	Initial	Current
Model Number	163	Printer ID	HE42060119605 HE42061129697
Printhead SN	56-012	Firmware Version	10-03
Printer SN	25410010	Date (DD/MM/YYYY)	18/01/2006 18/04/2006
Print Speed Max	20	24V A/D Reading	167 169
Thermistor Reading Max	033	Dot Check	
Voltage Max	205	Avg Resistance	Initial: 634 Last: 634
Compensations	FF	Failed dots	0 0
Resistance Value	629	Number of Inches	5960 5993
Operating Strobe Max	400	Printhead Cleaning	
Strobe Enable Mask	01FF	Clean Schedule (Thousand Inches)	100
Operational Accumulative Totals		Clean Procedures	3
Revision Number	002	Number of Inches	5952
Number of Installations	43	Clean Counter Resets	4
Number of Inches	5993	Operational Statistics	
Number of Printed Inches TT	2542	Longest Strobe	TT 396 DT 191
Number of Printed Inches DT	300	Label Density (Dots/Row)	118
Number of Printed Labels	229	Max Heat (Heat + Darkness)	230
		Avg Heat/Label	3
		Max Printhead Temperature	185
		Avg Printhead Temperature	100

(Fig. B) Long Form

Options and Benefits:



Thermal Transfer

A printing method that uses ribbon to produce exceptional image clarity, as compared to most direct thermal media types. The 4 section split-hub design allows for lower torque on narrow ribbons. This option can be used with either coated-side-in ribbons or coated-side-out ribbons.



Present Sensor

An output control device that allows subsequent printing to occur only after the removal of a previously printed label.



Peel & Present

An internally “overdriven” design for heavy duty requirements using aggressive adhesive or polyester type media. Minimum label length is 1.5 inches (38mm).



Cutter

Plug and Play. Attach the option and it is auto detected during power up. The cutter is a rotary type mechanism capable of cutting media from .0025" to .0100" (.0635mm - .254mm) thick, and the cutter life is designed to exceed 500,000 cuts.



Internal Rewind

A heavy-duty label rewind option to tightly rewind a partial 5.5" roll of labels and backing onto a 3" diameter core.



External Rewinder

The external rewinder (up to 4.5" wide and 8" OD roll) is used for rewinding labels onto a roll as they are printed. This allows for batch printing large continuous rolls of labels or tags and distributed for use.



Field Installable RFID

RFID Field upgradeable kits for UHF and HF are available that makes it easy for customers to upgrade the systems to RFID in present installations.

In addition to the above options, we offer the following optional communications ports:

The **internal LAN (Ethernet) port** allows for network connectivity, sharing and management. LAN connectivity provides more efficient use of the printer.

The **wireless LAN option** has the same benefits as the LAN port with the additional benefit of not requiring a wired connection which allows for mobility and eliminates investing in network wiring expansion.

RFID Solutions

The M-Class printer is the first printer in the industry to be completely designed for RFID. Built from the ground up, the M-Class delivers one of the industries most reliable RFID solutions to support the growing demands of RFID compliance and evolving business requirements. As an EPCglobal certified printer, the M-Class ensures interoperability to work with other certified readers and tags.



The M-Class RFID (Radio Frequency Identification) printers offer many benefits to ensure customer requirements are met:

- Multiple power settings to adjust RF power to various protocols
- Tracks both good and unusable labels
- Easy to use calibration feature
- Flexible inlay positioning

The strategic integrated RFID design increases encoding accuracies by reducing the electro-mechanical interferences within the printer. This ensures maximum precision labels and RFID tags.



All M-Class RFID printers support either HF and UHF encoder modules. HF operates at 13.56 MHz and supports the ISO 15693 High Frequency standard. UHF operates between 865 and 955 MHz depending on geographic region and supports the EPCglobal Class 0,0+, 1, and Class 1 Gen 2 standards, 18000-6c, along with EM4022/4222 and U Code EPC 1.19. Datamax-O'Neil M-Class printers offer scalable solutions for users regardless of their level of RFID deployment.

RFID labels can be purchased through Datamax-O'Neil. Labels are available with inlays from a variety of manufacturers and have been tested with the M-Class printers.

Kit model available when ordering:

L1	US and Canada	L7	Israel
L2	Belgium, Bulgaria, Cyprus, Czech. Republic, Denmark, Estonia, Finland, France, Germany, Greece, Hungary, Iceland, Ireland, Italy, Lithuania, Luxembourg, Malta, Netherlands, Norway, Poland, Portugal, Serbia, Slovenia, Sloviak Republic, Spain, Sweden, Switzerland and United Kingdom	L8	Japan
L5	Australia, Hong Kong	L9	Korea
L6	New Zealand	R1	India
		R2	Taiwan

Standard and Optional features of M-Class *Mark II* models:

M-Class <i>Mark II</i>	M-4206	M-4210	M-4308
Print Resolution	203dpi (8 dots/mm)	203dpi (8 dots/mm)	300dpi (12 dots/mm)
Print Speed	6 ips (152mm/s)	10 ips (254mm/s)	8 ips (203mm/s)
128 X 64 Graphic Display	S	S	S
16MB DRAM / 8MB Flash	S	S	S
IntelliSEAQ Printheads	S	S	S
Com Ports:			
Parallel	S	S	S
Serial	S	S	S
USB	S	S	S
LAN	O	O	O
W-LAN	O	O	O
RFID - UHF		O	O
RFID - HF		O	O
Cutter	O	O	O
8" Rewind	O	O	O
Metal Covers	S	S	S
S=Standard; O=Optional; Blank = Not Available			

Competitive Overview ■ ■ ■



Category	Industrial Printers	M-Class Mark II	I-Class	H-Class
Type	Duty Cycle - Range	Entry level Industrial Printers	Mid Range Industrial Printer	High Performance Industrial Printer
	Duty Cycle - Labels per day	Up to 4000	4000 to 7000	24 / 7 Operations
Construction	Metal Cabinet	Metal Cabinet	Metal Cabinet	Metal Cabinet
Frame	Durable Die-cast Aluminum	Durable Die-cast Aluminum	Durable Die-cast Aluminum	Durable Die-cast Aluminum
4" Printers				
Form Factor	H x W x D in inches	10.21" H x 10.10" W x 18.19" D	12.7" H x 12.62" W x 18.6" D	16.4" H x 12.6" W x 19.3" D
	H x W x D in mm	259mm H x 257mm W x 462mm D	322.6mm H x 320.5mm W x 472.4mm D	415mm H x 321mm W x 489mm D
Weight	in Lbs and (Kgs)	27.0 lbs. (12.2kg)	45 lbs. (20.5kg)	4" X series: 47 lbs. (21.4 kg)
6" Printers				
Form Factor	H x W x D in inches			16.4" H x 15.0" W x 19.3" D
	H x W x D in mm			415mm H x 381mm W x 489mm D
Weight	in Lbs and (Kgs)			6" X series: 53 lbs. (24.1 kg)
8" Printers				
Form Factor	H x W x D in inches			16.4" H x 17.0" W x 19.3" D
	H x W x D in mm			415mm H x 433mm W x 489mm D
	in Lbs and (Kgs)			8" X series: 59 lbs. (26.8 kg)
Print Technology				
Print Speed	Maximum Print Speed	10 IPS (254 mm/s)	12 IPS (304 mm/s)	12 IPS (304 mm/s)
Print Width	Maximum Print Width	4.25" (108mm)	4.16" (105.7mm)	1.0" - 4.65" (25.4mm - 118.1mm)
Print Length	Range	0.25" - 99" (6.35mm - 2514.6mm)	0.25" - 99" (6.35mm - 2514.6mm)	0.25" - 99" (6.35mm - 2514.6mm)
Print Technology	Print Technology	Direct Thermal (S), Thermal Transfer (O)	Direct Thermal (S), Thermal Transfer (O)	Direct Thermal, Thermal Transfer (S)
Print Resolution	Print Resolution	203 dpi, 300 dpi	203 dpi, 300 dpi, 400 dpi, 600 dpi	203 dpi, 300 dpi, 600 dpi
User Interface and Communications				
User Interface	User Interface	LCD graphical backlit display	LCD graphical backlit display	LCD graphical backlit display S
Com Ports	Com Ports	Serial, Parallel, USB (S) LAN, W-LAN (O)	Serial, Parallel (S) W-LAN, LAN, USB (O)	Serial, Parallel, LAN, USB, SDIO (S) W-LAN, GPIO (O)
Media				
Media	Roll-fed	8.0" (203.2mm) O.D. on a 3.0" (76.2mm) core; 7.0" (177.8mm) on a 1.5" (38.1mm) core	8.0" (203.2mm) O.D. on a 1.5" - 3.0" (38.1mm - 76.2mm) core	8.0" (203.2mm) O.D. on a 1.5" - 3.0" (38.1mm - 76.2mm) core
4"	Media width range	0.75" - 4.65" (19mm - 118.1mm)	1.0" - 4.65" (25.4mm - 118.1mm)	1.0" - 4.65" (25.4mm - 118.1mm)
6"	Media width range			1.0" - 6.7" (25.4mm - 170.2mm)
8"	Media width range			1.0" - 9.0" (25.4mm - 228.9mm)
	Minimum media length:	Tear-off and rewind modes: 0.25" (6.35mm)	Tear-off and rewind modes: 0.25" (6.35mm)	Tear-off and rewind modes: 0.25" (6.35mm)
		Peel and cutter modes: 1.0" (25.4mm)	Peel and cutter modes: 1.0" (25.4mm)	Peel and cutter modes: 1.0" (25.4mm)
	Media thickness range:	0.0025" - 0.01" (0.0635mm - 0.254mm)	0.0025" - 0.01" (0.0635mm - 0.254mm)	0.0025" - 0.01" (0.0635mm - 0.254mm)
Ribbon				
4"	Ribbon width range	1.0" - 4.5" (25.4mm - 114.3mm)	1.0" - 4.5" (25.4mm - 114.3mm)	1.0" - 4.5" (25.4mm - 114.3mm)
6"	Ribbon width range			2.0" - 6.7" (50.8mm - 170.2mm)
8"	Ribbon width range			3.0" - 9.0" (76.2mm - 228.9mm)
	Standard ribbon lengths	984' (300m), 1476' (450m) and 1968' (600m)	984' (300m), 1476' (450m) and 1968' (600m)	984' (300m), 1476' (450m) and 1968' (600m)
IntelliSEAQ Print Head	Smart Print Head with reporting capabilities	S		S
Sensors	Transmissive sensors for Gap, Notch, and see through liner backed die cut labels	S	S	S
	Reflective sensors for Black mark labels	S	S	S
Memory & Features				
Memory	DRAM / Flash	16MB DRAM / 8MB Flash	16MB DRAM / 2MB Flash (8MB/1MB for I-4208)	16MB SDRAM / 8MB Flash
Real Time Clock	RTC	S	S	S
Power	Power source	Auto-sensing 90-132 or 180-264 VAC @ 47-63Hz	Auto-sensing 90-132 or 180-264 VAC @ 47-63Hz	Auto-sensing 90-132 or 180-264 VAC @ 47-63Hz
	Power cord with regional plug	S	S	S
Exit Options	Tear Bar	S	S	S
	Internal Rewinder	O	O	O
	Present Sensor and Internal Rewinder	O	O	O
	Cast peel & Present with Internal Rewinder	O	O	O
	Standard Cutter (10 mil)	O	O	O

Table Key: S = Standard; O = Optional; Blank = Not offered in the catalog

Competitive Overview:

Key competitors in the entry level industrial printer category worldwide for M-Class *Mark II* are Zebra's S4M, Intermec's PD41 and PD42, and Sato's LM408e and LM412e.

Complete side by side comparisons of specifications are in the tables below for each competitor. Below is a list of key benefits that our M-Class *Mark II* printers offer over all of our competitors:

- M-Class *Mark II* printers offer up to 10 IPS or 254 mm/s, making these printers, the fastest in its class. Our competitors offer up to 6 IPS or 150 mm/s.
- Most popular communication ports; serial, parallel, and USB come standard on all models.
- Precision die-cast Aluminum frame and base for durable, light weight design.
- Wide access to the printhead mechanism provides for easier loading of media and ribbon, as well as for cleaning the printhead.
- Gear driven design. We don't use belts in our M-Class *Mark II* printers, as belts wear out. It is designed for reliability and serviceability throughout.
- Split ribbon hub allowing proper back tension for all sizes of ribbon. Unique collapsible ribbon take up hub for simple loading and unloading of ribbons.
- Revolving media hub is offered in 1.5" and 3" core sizes.
- Supplies loading diagram is embossed into the frame for operator's convenience. Color coded component cues that can be moved or adjusted are green and easily recognizable,
- Extensive network of re-sellers throughout the world for service and support. Excellent Warranty and service options offered through Datamax-O'Neil.

Competitive Overview ■ ■ ■



Category	Industrial Printers	M-Class Mark II - 4206, 4210, 4308	Zebra - S4M
Design	Design principle	Gear driven	Belt driven
Performance	First label out	2.5 secs	3.7 secs
Time	To print 200 labels	3 mins, 26 secs	3 mins, 34 secs
Construction	Metal Cabinet	Metal Cabinet	Metal Cabinet
Frame	Material	Die-cast Aluminum	Die-cast Aluminum
Base	Material	Die-cast Aluminum	Sheet metal
4" Printers			
Form Factor	H x W x D in inches	10.21" H x 10.10" W x 18.19" D	11.6" H x 10.7" W x 18.8" D
	H x W x D in mm	259mm H x 257mm W x 462mm D	295mm H x 272mm W x 477mm D
Weight	in Lbs and (Kgs)	27.0 lbs. (12.2 kg)	33.5 lbs (15.2 kg)
Print Technology			
Print Speed	Maximum Print Speed	10 IPS (254 mm/s)	6 IPS (152 mm/s)
Print Width	Maximum Print Width	4.25" (108mm)	4.09" (104mm)
Print Length	Range	0.25" - 99" (6.35mm - 2514.6mm)	157" (3,988mm)
Print Technology	Direct Thermal	Standard	Standard
	Thermal Transfer	Option	Option
Print Resolution	203 DPI	Standard	Standard
	300 DPI	Standard	Option
User Interface and Communications			
User Interface	LCD graphical backlit display	Standard	
	LCD Text display		Option
Com Ports	Serial	Standard	Standard
	Parallel	Standard	Standard
	USB	Standard	Standard
	LAN	Option	Option
	W-LAN	Option	Option
Media			
Media	Roll-fed	8.0" (203.2mm) O.D. on a 3.0" (76.2mm) core 7.0" (177.8mm) on a 1.5" (38.1mm) core	8.0"/203mm O.D. on a 3.0"/76mm I.D. core 6.0"/152mm O.D. on a 1.0"/25mm I.D. core
4"	Media width range	0.75" - 4.65" (19mm - 118.1mm)	0.75"/19.4mm to 4.50"/114mm
	Minimum media length:	Tear-off and rewind modes: 0.25" (6.35mm) Peel and cutter modes: 1.0" (25.4mm)	
	Media thickness range:	0.0025" - 0.01" (0.0635mm - 0.254mm)	
Ribbon			
4"	Ribbon width range	1.0" - 4.5" (25.4mm - 114.3mm)	1.57"/40 mm to 4.33"/110 mm
	Standard ribbon lengths	984' (300m), 1476' (450m) and 1968' (600m)	984'/300 m or 1476'/450 m
	Coated side in and coated side out	Coated side in and coated side out	Coated side out
IntelliSEAG Print Head	Smart Print Head with reporting capabilities	Standard	
Sensors	Transmissive sensors for Gap, Notch, and see through liner backed die cut labels	Standard	Standard
	Reflective sensors for Black mark labels	Standard	Standard
Memory and Features			
Memory	DRAM / Flash	16MB DRAM / 8MB Flash	4 MB Flash, 8 MB DRAM
Real Time Clock	RTC	Standard	Option
Power	Power source	Auto-sensing 90-132 or 180-264 VAC @ 47-63Hz	Universal auto-ranging power supply 90-265 VAC; 48-62Hz
	Power cord with regional plug	Standard	Standard
Exit Options	Tear bar	Standard	Standard
	Rewinder	Internal rewinder	
	Present Sensor	Present sensor and internal rewinder	
	Peel & Present	Cast peel & Present with internal rewinder	Peel—a front mount, passive peel option, with no take-up spindle
	Cutter	Option	Option
	RFID HF	Option	
	RFID UHF	Option	

Table Key: S = Standard; O = Optional; Blank = Not offered in the catalog

Competitive Overview ■ ■ ■



Category	Industrial Printers	M-Class Mark II - 4206, 4210, 4308	Intermec-PD41, PD42
Design	Design principle	Gear driven	Belt driven
Performance	First label out	2.5 secs	2.5 secs
Time	To print 200 labels	3 mins, 26 secs	3 mins, 26 secs
Construction	Metal Cabinet	Metal Cabinet	Metal Cabinet
Frame	Material	Die-cast Aluminum	Metal Frame
Base	Material	Die-cast Aluminum	Metal Base
4" Printers			
Form Factor	H x W x D in inches	10.21" H x 10.10" W x 18.19" D	10.8" H x 10.6" W x 17.8"
	H x W x D in mm	259mm H x 257mm W x 462mm D	273mm H x 270mm W x 453mm D
Weight	in Lbs and (Kgs)	27.0 lbs. (12.2 kg)	28.7 lbs (13 kg)
Print Technology			
Print Speed	Maximum Print Speed	10 IPS (254 mm/s)	6 IPS (150 mm/s)
Print Width	Maximum Print Width	4.25" (108mm)	4.09" (104mm)
Print Length	Range	0.25" - 99" (6.35mm - 2514.6mm)	59.8" (1520mm)
Print Technology	Direct Thermal	Standard	Standard
	Thermal Transfer	Option	Standard
Print Resolution	203 DPI	Standard	Standard
	300 DPI	Standard	Option
User Interface and Communications			
User Interface	LCD graphical backlit display	Standard	Only available in PD42
	LCD Text display		
	No Display		No display on PD41
Com Ports	Serial	Standard	Standard
	Parallel	Standard	Optional
	USB	Standard	
	LAN	Option	Standard
	W-LAN	Option	Option
Media			
Media	Roll-fed	8.0" (203.2mm) O.D. on a 3.0" (76.2mm) core 7.0" (177.8mm) on a 1.5" (38.1mm) core	213mm (8.38 in) O.D. on a 38-76mm (1.5-3 in) core
4"	Media width range	0.75" - 4.65" (19mm - 118.1mm)	25.4mm (1 in) to 118.1mm (4.65 in)
	Minimum media length:	Tear-off and rewind modes: 0.25" (6.35mm)	
		Peel and cutter modes: 1.0" (25.4mm)	
	Media thickness range:	0.0025" - 0.01" (0.0635mm - 0.254mm)	
Ribbon			
4"	Ribbon width range	1.0" - 4.5" (25.4mm - 114.3mm)	
	Standard ribbon lengths	984' (300m), 1476' (450m) and 1968' (600m)	approx. 450m
	Coated side in and coated side out	Coated side in and coated side out	Coated side in and coated side out
IntelliSEAG Print Head	Smart Print Head with reporting capabilities	Standard	
Sensors	Transmissive sensors for Gap, Notch, and see through liner backed die cut labels	Standard	Standard
	Reflective sensors for Black mark labels	Standard	Standard
Memory and Features			
Memory	DRAM / Flash	16MB DRAM / 8MB Flash	16MB DRAM / 8MB Flash
Real Time Clock	RTC	Standard	Option
Power	Power source	Auto-sensing 90-132 or 180-264 VAC @ 47-63Hz	100-240 VAC ±10% auto switch
	Power cord with regional plug	Standard	Standard
Exit Options	Tear bar	Standard	Standard
	Rewinder	Internal rewinder	Internal rewinder
	Present Sensor	Present sensor and internal rewinder	
	Peel & Present	Cast peel & Present with internal rewinder	
	Cutter	Option	Option
	RFID HF	Option	
	RFID UHF	Option	

Table Key: S = Standard; O = Optional; Blank = Not offered in the catalog

Competitive Overview ■ ■ ■



Category	Industrial Printers	M-Class Mark II - 4206, 4210, 4308	SATO - LM-408e, 412e
Design	Design principle	Gear driven	Belt driven
Performance	First label out	2.5 secs	3.7 secs
Time	To print 200 labels	3 mins, 26 secs	3 mins, 34 secs
Construction	Metal Cabinet	Metal Cabinet	Metal Cabinet
Frame	Material	Die-cast Aluminum	Metal Frame
Base	Material	Die-cast Aluminum	Metal Base
4" Printers			
Form Factor	H x W x D in inches	10.21" H x 10.10" W x 18.19" D	12.64" H x 10.67" W x 16.92" D
	H x W x D in mm	259mm H x 257mm W x 462mm D	321mm H x 271mm W x 430mm D
Weight	in Lbs and (Kgs)	27.0 lbs. (12.2 kg)	28.66 lbs. (13 kg)
Print Technology			
Print Speed	Maximum Print Speed	10 IPS (254 mm/s)	6 IPS (150 mm/s)
Print Width	Maximum Print Width	4.25" (108mm)	5.04" (128mm)
Print Length	Range	0.25" - 99" (6.35mm - 2514.6mm)	0.237" (6mm) - 49" (1,245mm) L
Print Technology	Direct Thermal	Standard	Standard
	Thermal Transfer	Option	Standard
Print Resolution	203 DPI	Standard	Standard
	300 DPI	Standard	Standard
User Interface and Communications			
User Interface	LCD graphical backlit display	Standard	
	LCD Text display		Standard
	No Display		
Com Ports	Serial	Standard	Option
	Parallel	Standard	Option
	USB	Standard	Option
	LAN	Option	Option
	W-LAN	Option	Option
Media			
Media	Roll-fed	8.0" (203.2mm) O.D. on a 3.0" (76.2mm) core 7.0" (177.8mm) on a 1.5" (38.1mm) core	8.6" (218.44mm) O.D. on a 3" (76.2mm) core
4"	Media width range	0.75" - 4.65" (19mm - 118.1mm)	0.866" (22mm) - 5.04" (128mm)
	Minimum media length:	Tear-off and rewind modes: 0.25" (6.35mm)	
		Peel and cutter modes: 1.0" (25.4mm)	
	Media thickness range:	0.0025" - 0.01" (0.0635mm - 0.254mm)	0.237" (6mm) - 49" (1,245mm) L
Ribbon			
4"	Ribbon width range	1.0" - 4.5" (25.4mm - 114.3mm)	Max. 4.37" (111mm)
	Standard ribbon lengths	984' (300m), 1476' (450m) and 1968' (600m)	1476' (450 m) L
	Coated side in and coated side out	Coated side in and coated side out	Coated side in
IntelliSEAG Print Head	Smart Print Head with reporting capabilities	Standard	
Sensors	Transmissive sensors for Gap, Notch, and see through liner backed die cut labels	Standard	Standard
	Reflective sensors for Black mark labels	Standard	Standard
Memory and Features			
Memory	DRAM / Flash	16MB DRAM / 8MB Flash	
Real Time Clock	RTC	Standard	
Power	Power source	Auto-sensing 90-132 or 180-264 VAC @ 47-63Hz	100-120 / 200-240 Volt AC (Jumper)
	Power cord with regional plug	Standard	
Exit Options	Tear bar	Standard	
	Rewinder	Internal rewinder	
	Present Sensor	Present sensor and internal rewinder	
	Peel & Present	Cast peel & Present with internal rewinder	
	Cutter	Option	
	RFID HF	Option	
	RFID UHF	Option	

Table Key: S = Standard; O = Optional; Blank = Not offered in the catalog

Certified Supplies

To achieve optimum print quality and maximum printhead life, Datamax-O'Neil specifies the use of certified labels and ribbons. These supplies are specifically formulated for use in our printers; use of non-Datamax-O'Neil supplies may affect the print quality, performance, and life of the printer or its components.



Datamax-O'Neil offers a wide variety of world-class quality supplies for the healthcare, retail, and manufacturing industries. Certified Datamax-O'Neil supplies are engineered and tested with Datamax-O'Neil printers to provide optimal performance with maximum output through your Datamax-O'Neil Printer - guaranteed. If you would like a complete list of our Certified Datamax-O'Neil Supplies contact your Datamax-O'Neil Supplies Specialist to design a custom label or tag exact to your specification by calling 407-523-5700.

■ IQ Thermal Transfer Paper Labels

A premium coated, ultra smooth paper Thermal Transfer label stock with a bright white matte finish and permanent acrylic adhesive that provides a dense, smudge resistant facesheet for excellent imaging properties.

* Minimum application Temperature: 25°F to 150°F

* Service Temperature: -65°F to 200°F

■ IQ Thermal Transfer Paper - Removable Adhesive Labels

A premium coated, ultra smooth paper Thermal Transfer label stock with a bright white matte finish and an all temperature removable acrylic adhesive that allows for long term removability.

* Minimum application Temperature: 32°F to 120°F (0°C to 49°C)

* Service Temperature: -40°F to 200°F (-40°C to 93°C)

Thermal Transfer Ribbons

■ IQWAX+ Ribbons

IQWax+ is a premium general purpose resin-enhanced wax ribbon, offering broad performance characteristics and delivering a high-quality crisp image with applications that require high-speed printing and enhanced printhead protection.

■ IQMID Wax/Resin Ribbons

IQMid is a premium wax-resin ribbon offering broad performance characteristics and smudge resistance. These ribbons produce a high-quality image on the broadest range of materials.

■ IQMID+ Wax/Resin Ribbons

- Strong scratch and smear abrasion resistance on papers, synthetics and polyesters
- Excellent edge definition and print quality at high dpi and print speeds of up to 8 IPS
- Broad range of receiving facestocks

■ IQRES Resin Ribbons

IQRes is a superior resin ribbon offering broad performance characteristics and smudge resistance. These ribbons produce a high-quality image on the broadest range of materials in extreme application environments. IQRes series ribbons print on both paper and film materials.

■ IQRES+ Chemical Resistant Resin

- Resin ribbon capable of handling extreme environmental labeling
- Highly chemical resistant including alcohol and petro chemicals
- Unmatched in abrasion and solvent resistance
- UL/CSA recognized with matching receiver
- Wide print latitude to broad range of plastic films, synthetics and polyesters



Healthcare Labeling Solutions

SafeD-Band™ - Direct Thermal Polypropylene

Part Number	Shipping Location	Description	Core ID	Approx. lbs/ctn	Bands/Roll	Rolls/Ctn
SDB-100110P38	IL	1.00 x 11.00	3	7	750	4
SDB-100700P38	IL	1.00 x 7.00	3	16	1200	4
SDB-075600P38	IL	0.75 x 6.00	3	6	1,400	4

IV Bag and Hospital Pharmacy Labels - PlatinumD™ Direct Thermal Paper

Part Number	Shipping Location	Description	Core ID	Approx. lbs/ctn	Labels/Roll	Rolls/Ctn
311902	IL	3.50 x 1.00	3	3	6,700	4
311901	IL	4.00 x 1.00	3	3	6,700	4

Primary Blood Bag Labels -Thermal Transfer Polyolefin

Part Number	Shipping Location	Description	Core ID	Approx. lbs/ctn	Labels/Roll	Rolls/Ctn
DBB-400400P38	IL	4.00 x 4.00	3	3	1,300	4
DBB-200200N38	IL	2.00 x 2.00	3	3	2,500	8
DBB-400200N38	IL	4.00 x 2.00	3	3	2,500	4
DBB-200325P38	IL	2.00 x 3.25	3	3	1,600	8

Meditech Labels - Direct Thermal Paper Labels - 3" ID Core, 8" OD Roll

Part Number	Shipping Location	Description	Core ID	Approx. lbs/ctn	Labels/Roll	Rolls/Ctn
MED-400125P38	IL	4.00 x 1.25	3	3	4,800	2
MED-400125P38Y*	IL	4.00 x 1.25	3	3	4,800	2
MED-400125P38R*	IL	4.00 x 1.25	3	3	4,800	2

Cerner Labels - Direct Thermal Paper Labels - 3" ID Core, 8" OD Roll

Part Number	Shipping Location	Description	Core ID	Approx. lbs/ctn	Labels/Roll	Rolls/Ctn
CER-400218P38	IL	4.00 x 2.1875	3	3	2,900	4
CER-400450P38	IL	4.00 x 4.50	3	3	1,400	4
CER-400450P38Y*	IL	4.00 x 4.50	3	3	1,400	4

Admissions/Chart Labels - Direct Thermal Paper Labels 4" OD and 8" OD

Part Number	Shipping Location	Description	Core ID	Approx. lbs/ctn	Labels/Roll
301967	IL	2.00 x 1.00	3	3	5,500
301976	IL	3.00 x 1.00	3	3	5,500
301931	FL, IL	3.50 x 1.00	3	3	5,500

Durable, High-Performance Electronics Industry Labels

Labeling in the electronics industry is a challenge—small labels for placement on chips, printed circuit boards or cable wires often need to withstand harsh manufacturing processes and must perform for the entire lifespan of the product. With a wide variety of facestocks and adhesives, Datamax-O'Neil Printer Certified Supplies has dominated the electronic component labeling market for years; offering hundreds of quick-ship products available for immediate shipment; and, if you don't see the size you're looking for, select from several hundred additional custom materials and over 1000 unique die sizes.

Label Types

■ Glossy White Polyimide

Thermal transfer printable labels that are designed to endure harsh environments including high heat, aggressive fluxes, and caustic cleaners commonly used in the manufacturing process of printed circuit boards (PCBs) and electronic components. Materials are designed for top-side, bottom-side, or after process identification.

■ Glossy White Polyester

Thermal transfer labels ideal for nameplates or serial identification labels on finished products. Other applications include rating plates, property identification, and electronic-component marking. Glossy White Polyester is a first-class 2 Mil Polyester that is used on the topside of a circuit board where heat exposure is limited offering excellent solvent and scratch resistance.

■ Self Laminating Wire & Cable ID Film

Blank thermal transfer printable labels ideal for marking cables, wire and other surfaces that require conformability. Unique "site-hole" technology allows virtually any printer to print the self-lam labels accurately with minimal waste.

■ Semi-Gloss White Anti-Static Polyimide

Thermal transfer labels ideal for marking electronic components, and the top/bottom side of printed circuit boards. This material is designed to withstand high temperatures and harsh chemicals. Withstands through-hole and surface mount circuit board processes. This high-performance material is designed for applications requiring excellent solvent and scratch resistance. Excellent material for circuit board applications requiring an ESD material.

■ Matte Tan Polyimide

Thermal printable labels ideal for marking electronic components and the top/bottom side of printed circuit boards. This material is designed to withstand high temperatures and harsh chemicals. Withstands through-hole and surface mount circuit board processes. Matte Tan Polyimide is the most durable material for industrial barcode applications where there may be exposure to many different solvents.

Windows Drivers

The M-Class *Mark II* has drivers for use on the latest Windows operating systems. The drivers allow the user to view and change printer settings from any Windows software application, simplifying the print process. Windows drivers are available on the CD included with the printer or can be downloaded at www.datamax-oneil.com.

DMXConfig Utility

DMXConfig is a Windows software application that allows the easy access and setup of the M-Class *Mark II* printer. It can be used with any communication port available on your printer and allows you to store away settings to be applied to a different printer. This is ideal when you are replacing or adding printers to your application. DMXConfig is available on the CD included with the printer or can be downloaded at www.datamax-oneil.com.

Embedded Browser Configurator

The printers equipped with a LAN port have a resident web page embedded into the firmware that is accessible via a web browser. The web page allows full access to the printer's settings and allows complete configuration. Accessing the printer via the Embedded Browser Configurator is easy: simply connect the printer to the network, start the browser program, and enter the printer's IP address. The resident web page will pop up and printer is up and running without needing to install software or a specific operating system.

Software Uses

Media Handling/Capacity	DMXConfig	Windows Drivers	Embedded Configurator
Printer Setup/Configuration			
Performance Settings	X	X	X
Media Handling Settings	X	X	X
Change/Store Settings	X	X	X
Recall File/Load Settings		X	
Configure Options	X	X	X
Required for Windows Applications			X
Operating System Compatibility			
Windows 2000, XP, Vista	X	X	X [1]
Linux			X [1]
MAC			X [1]
Unix			X [1]
Communication Port Compatibility			
USB	X	X	
Serial	X	X	
Parallel	X [2] [3]	X [2]	
Ethernet	X	X	X

[1] Web browser required to access the configurator [2] Bi directional cable needed to retrieve status [3] Bi directional cable needed to change settings

Firmware

Printer firmware is the printer's operating system which dictates how the printer runs and reacts to input. Check the website or with your local representative to find out about the full capabilities of the M-Class firmware. The firmware controls printing, configuration, and emulations. Development is open sourced and updates are published regularly.

■ Printing

The printer's firmware controls every aspect of printing. Whether you are trying to print text, graphics, or barcodes the firmware allows printing to be done quickly and efficiently. To get the best results you should send printer commands to generate your printed output.

■ Printer Configuration

The printer firmware also controls how the printer is configured. Many software utilities provide a quick and easy method to change printer settings however the firmware has more functionality than what may be available in the configuration software. Refer to the printer programmer's guide for the full capabilities of the software.

■ Emulations

Emulation is the firmware's ability to communicate in another printer's command language. This allows for the easy replacement of another manufacturer's product without the need for a software or driver change. Utilizing emulation may require a firmware update or loading a different firmware:

- PL-Z – Zebra Emulation
- PL-B – Boca Emulation
- PL-I – Intermec Emulation
- PL-E - Zebra's Eltron Emulation

■ Application Development

The firmware is much more powerful than what may be offered in a driver or label printing application. The printer is capable of supporting advanced applications, refer to the printer programmer's guide for the full capabilities of the printer.

■ Updates

The current firmware version of your printer is listed in the self-test printout. Firmware can be updated by uploading the new firmware file to the printer. Detailed instructions for uploading are included with the firmware file. Development updates are always being made to improve performance and enhance or add features. These updates are posted at www.datamax-oneil.com.

Standard Software Support

IVR (Internal Variable Replacement): Enables specialty designed variable data label formats to be stored and modified using a USB keyboard and the print engine's graphics display.

Oracle/SAP: Datamax-O'Neil provides a means to print labels directly from XML-based business application systems without using any additional middleware. This interface allows a TCP/IP connected Datamax-O'Neil printer to accept XML data from Oracle and SAP applications.

Available Separately - no additional cost

■ International Language Printing Capability (ILPC) Fonts

Consists of one of the following: Kanji Gothic B scalable, Korean Hanguul, or simplified Chinese GB.

■ MCL NetManager

Designed for remote printer management, diagnostics and media usage monitoring.

Third-Party

■ MCL Software

MCL enabled printers have the capability to generate innovative data collection, print job management applications, and execute directly from the printer without the need for a host computer to run the application.

Important Safety Instructions

This printer has been carefully designed to provide many years of safe, reliable performance. As with all types of electrical equipment, however, there are a few basic precautions you should take to avoid hurting yourself or damaging equipment.

- Carefully read the provided installation and operating instructions.
- Read and follow all warning instruction labels on the printer.
- Place the printer on a flat, firm, solid surface.
- Make sure all openings on the printer remain unblocked; never insert anything into the openings or ventilation slots.
- Do not place the printer near a heat source.
- Do not use your printer near water, or spill liquid into it.
- Be certain that your power source matches a listed voltage rating for the printer (if unsure, check with your dealer or local utility company).
- Do not place the power cord where it can be stepped on; and, if the power cord becomes damaged, immediately replace it.
- If service is required, use only qualified trained technicians to repair your printer.



**UL60950-1: 2003 1st Edition Information Technology Equipment
CSA C22.2 No. 60950-1-03 1st Edition; April 2003**



EN60950

For 230 Volt Operation (Europe): Use a cord set, marked "HAR," consisting of a min H05VV-F cord which has a minimum 0.75 square mm diameter conductors, provided with an IEC 320 receptacle and a male plug for the country of installation rated 6A, 250V

Für 230 Volt (Europa): Benützen Sie ein Kabel, das mit "HAR" markiert ist, bestehend mindestens aus einem H05VV-F Kabel, das mindestens 0,75 Quadratmillimeter Drahtdurchmesser hat; sowie eine IEC320 Steckdose und einen für das Land geeigneten Stecker, 6A, 250 Volt.



As an Energy Star Partner, the manufacturer has determined that this product meets the Energy Star guidelines for energy efficiency.



The manufacturer declares under sole responsibility that this product conforms to the following standards or other normative documents:

**EMC: EN 55022 (1993) Class B
EN 50024 (1998)**

Safety: This product complies with EN 60950-1, 1st Edition



Gost-R

FCC: This device complies with FCC CFR 47 Part 15 Class A.

Note: This equipment has been tested and found to comply with the limits for a Class A digital device, pursuant to Part 15 of the FCC Rules. These limits are designed to provide reasonable protection against harmful interference when the equipment is operated in a commercial environment. This equipment generates, uses, and can radiate radio frequency energy, and if not installed and used in accordance with the instructions in this manual, it may cause harmful interference to radio communications. Operation of this equipment in a residential area is likely to cause harmful interference in which case the user will be required to correct the interference at their own expense.

Limited Warranty Statement

Datamax-O'Neil warrants to Purchaser that under normal use and service, the M-Class Printer, purchased hereunder shall be free from defects in material and workmanship for a period of (365) days from the date received. Expendable and/or consumable items or parts such as lamps, fuses, labels and ribbons are not covered under this warranty. This warranty does not cover equipment or parts that have been misused, altered, neglected, handled carelessly, or used for purposes other than those for which they were manufactured. This warranty also does not cover loss, damages resulting from accident, or damages resulting from unauthorized service.

Warranty Service Procedures

If a defect should occur during the warranty period, the defective unit shall be returned, freight and insurance prepaid, in the original shipping containers, to A Return Material Authorization (RMA) number must be issued before the product can be returned.

The RMA number must be on the outside of the box and on the shipping document. Be sure to include a contact name, a description of the problem(s). Datamax-O'Neil shall not be responsible for any loss or damages incurred in shipping. Datamax-O'Neil will repair defects covered under warranty conditions and return the repaired or replaced product to the Purchaser at Datamax-O'Neil's cost. The warranty shall continue in effect until the end of the original warranty period, or for sixty (60) days after the repair or replacement, which ever is later.

To attain an RMA number please contact the Datamax-O'Neil according to the regions listed below:

North and South America

Datamax-O'Neil (USA)
4501 Parkway Commerce Blvd.
Orlando, Florida 32808 USA
tel: +1 407 523-5550

Asia Pacific and Australia

Datamax-O'Neil (ASPAC)
Contact below for RMA and return
instructions
tel: +65 6505 2259
tsaspac@datamax-oneil.com

Europe, Middle East and Africa

Datamax-O'Neil (EMEA)
26, Rue Gaspard Monge
Bourg Les Valence, FRANCE 26500
tel: +33 (0) 4 75 75 56 72
fax: +33 (0) 4 75 82 98 38

How to Order

Printers are offered with a variety of features and options that define the final product. There are hundreds of part number possibilities when configuring to a specific product. Accessories are not as complex as printer, but compatibility should always be considered. The sections below describe the process of getting the final part number you need to order for a printer or accessory.

Printers and Options

To order a printer, you must generate the configuration identification number (CID) using the table below. Simply fill in the digits with the base printer and options desired. Submit your order according to your CID and description.

Ordering an Extended Warranty ■ ■ ■

M-4206, M-4210, & M-4308	K		-	WS	-	W		P		E		C	
Printer Model													
M-4206 - 4"-203 DPI, 6 IPS, Barcode printer with Graphic Display		D2											
M-4210 - 4"-203 DPI, 10 IPS, Barcode printer with Graphic Display		J2											
M-4308 - 4"-300 DPI, 8 IPS, Barcode printer with Graphic Display		A3											
Custom Kit													
Warranty Service				WS									
Extended Warranty													
Always "W"						W							
Extended Warranty Term													
Not Selected							0						
2 Years (Standard Warranty +1 Year)							2						
3 Years (Standard Warranty +2 Years)							3						
5 Years (Standard Warranty +4 Years)							5						
1 Year Extension (printers under 5 years old)							E						
1 Year Extension (printers 5 to 7 years old)							F						
Value Add - Priority Level													
Always "P"								P					
Value Add - Priority Term													
Not Selected									0				
1 Year (Duration of Standard Warranty)									1				
2 Years									2				
3 Years									3				
5 Years									5				
Value Add - Printer Express Level													
Always "E"										E			
Value Add - Printer Express Term													
Not Selected											0		
Value Add - Printer Express Level													
Always "C"												C	
Value Add - Comprehensive Term													
Not Selected													0
1 Year (Duration of Standard Warranty)													1
2 Years													2
3 Years													3
5 Years													5
Comprehensive Coverage (for 1 year extension)													C

right by our customers ■ ■ ■



around the world.

North America

Corporate Headquarters - Florida

4501 Parkway Commerce Blvd.
Orlando, FL 32808
Tel: 800-816-9649
Fax: 407-578-8377

California

8 Mason
Irvine, CA 92618
Tel: 949-458-0500
Fax: 949-458-0708

Datamax-O'Neil Printer Supplies

7656 E. 700th Avenue
Robinson, IL 62454
Tel : 618-546-5418
Fax : 618-546-1518

Asia Pacific

Singapore

9 Toh Guan Road East
#04-01 Alliance Building
Singapore 608604
Tel: +65-65052250
Fax: +65-67698135

China

Room 1016, FL 10 Tianjian Bldg.
6th Huixinnanli
Chaoyang District, Beijing 100011
Tel: +86-10-6496 9313
Fax: +86-10-6494 8937

Thailand

2nd Floor, RN Building
961 Rama 3 Rd
Bangpongpan, Yannawa
Bangkok 10120
Tel: +66-2-6897333
Fax: +66-2-6863433

Latin America

Argentina

Av. Franklin D. Roosevelt 4989
Suite 303
Buenos Aires (C1431BZC)
Tel: +54-11-5555-6519
Fax: +54-11-4521-8022

Brazil

Rua Emilio de Menezes, 27 Cj 81
Santa Cecilia/Sao Paulo SP
Brasil CEP 01231-020
Phone : +55 11-3825-0690
Fax : +55 11-3666-1744

Mexico

Av. Central No. 186-B
Col. Nueva Industrial Vallejo
C.P. 07700, Mexico DF
Phone: +52 55 11 68 61 46
Fax: + 52 55 11 68 61 02

Europe, Middle East, and Africa

France

9 Rue Gaspard Monge
26500 Bourg-lès-Valence
Tel: +33 (0) 4 75 75 63 00
Fax: +33 (0) 4 75 82 98 39

